DWG REVISION DATE	ST	REV	CHANGE DESCRIPTION	ENGINEERING CHANGE ORDER	CK	SUP
21-01-10	A	A0	Released	12C2AT10076635	GA	BT
12-03-10	A	A1	Aggiunta tabella e dettagli	12C2AT10206635	FT	VM
16-06-10	A	A2	Aggiornato quote ecdt. flangia gas di scarico	12C2AT10366635	FT	CM
.	.	.	.	.	.	.

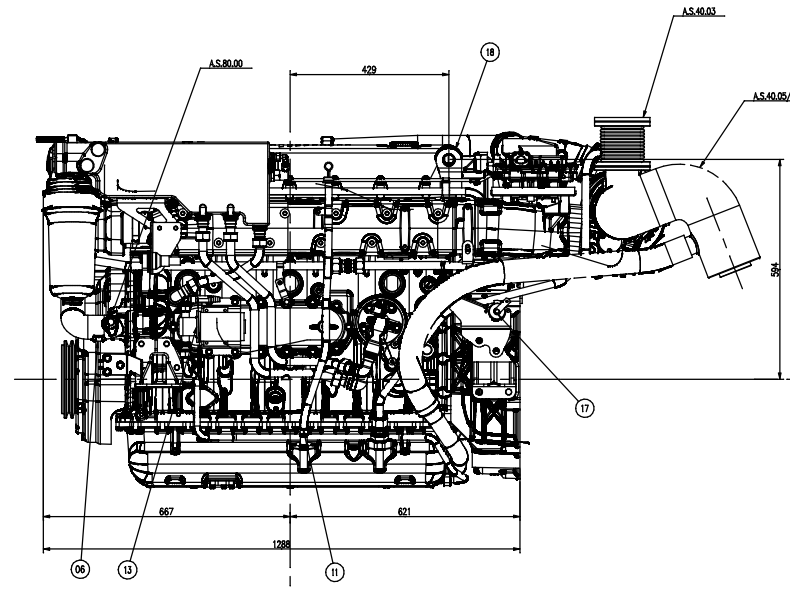

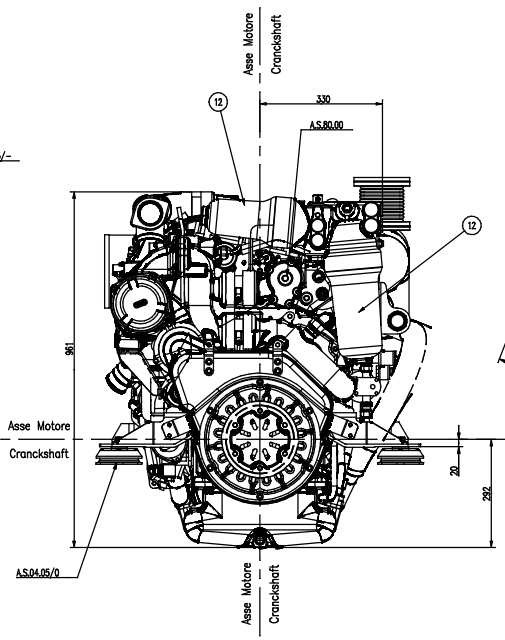

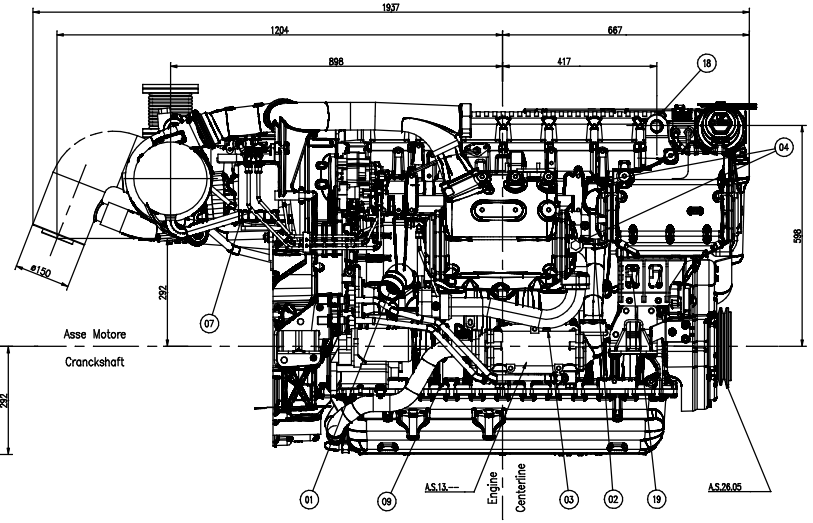

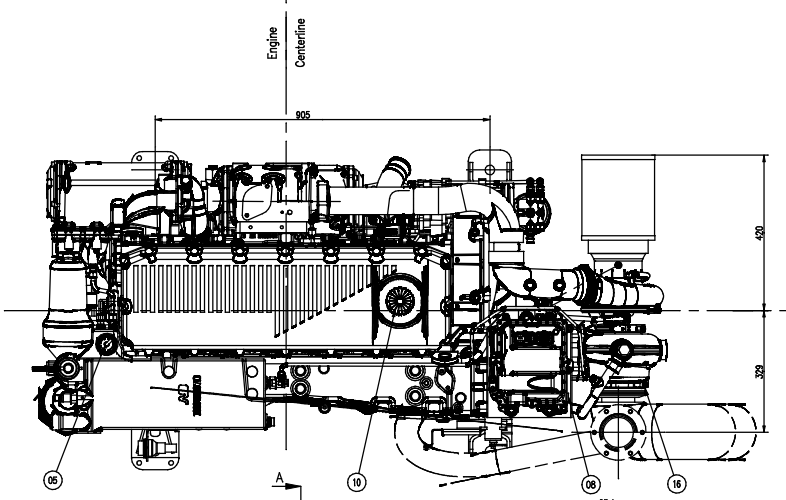

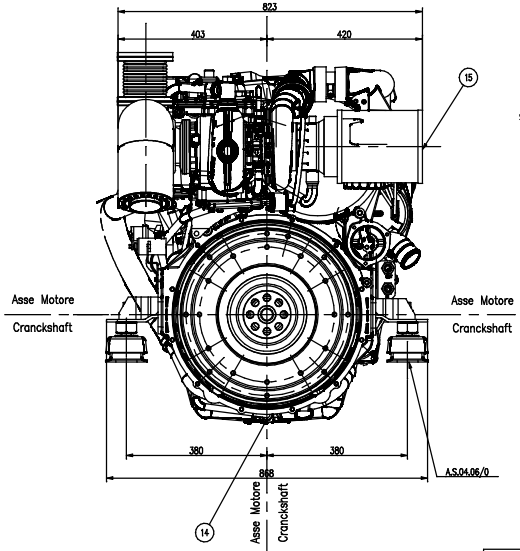

A.S.4.06/0
Dettaglio sospensione elastica registrabile
Adjustable elastic support engine details
SCALE 1:2

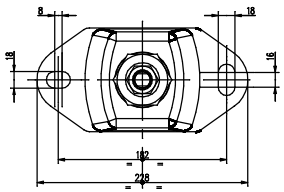

A.S.4.05/0
Dettaglio sospensione elastica non registrabile
Not adjustable elastic support engine details
SCALE 1:2

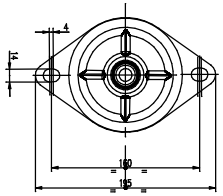

A.S.80.00	Connessione Boiler	Boiler connection
A.S.40.03	Gomito per scarico posteriore verso l'alto con flessibile	Front exhaust gas elbow upwards with hose
A.S.40.05/–	Filtro	Filter
A.S.26.05	Puleggie a gole suppl.	Additional groove pulley
A.S.13.–	Predisposizione volano per invert.	Flywheel prearrangement
A.S.4.05/0	Sospensioni el. non reg. per motore	Fixed elastic engine supports
A.S.4.06/0	Sospensioni el. register. per mot.	Adjustable elastic engine supports

01	ENTRATA ACQUA MARE ø60 (2.36")	SEA WATER INLET dia 60 mm (2.36")
02	USCITA ACQUA MARE ø50 (2")	SEA WATER OUTLET DIA 50 mm (2")
03	TAPPO SCARICO ACQUA MARE (NY1 STD)	SEA WATER DRAIN PLUG (NY1 STD)
04	ANODO DI ZINCO (NY22)	ZINC ANOD (NY22)
05	TAPPO REIMPIMENTO ACQUA DOLCE	FRESH WATER FILLER
06	TAPPO SCARICO ACQUA DOLCE	FRESH WATER DRAIN POINT
07	FILTRO COMBUSTIBILE	FUEL FILTER
08	ENTRATA COMBUSTIBILE (M14X1.5)	FUEL INLET(M14X1.5)
09	USCITA COMBUSTIBILE (TUBO ø 8X1)	FUEL RETURN (PIPE ø8X1)
10	TAPPO INTRODUZIONE OLIO MOTORE	OIL FILLER ENGINE CAP
11	ASTA VERIFICA LIVELLO OLIO	OIL DIPSTICK ENGINE
12	FILTRO OLIO (NY22)	OIL FILLER (NY22)
13	POMPA SVUOTAMENTO OLIO ELETTRICA	OIL DISCHAREGE ELETTRICALY PUMP
14	ATTACCO PER SCARICO OLIO COPPA	OIL DRAIN SUMP CONNECTION
15	FILTRO ARIA	AIR FILTER
16	FLANGIA GAS DI SCARICO	EXHAUST FLANGE
17	TRASMETTITORE POSIZIONE ACCELERATORE	THROTTLE POTENZIOMETER POSITION
18	GANCIO SOLLEVAMENTO MOTORE (NY22)	HOOK (NY22)
19	ALTERNATORE	ALTERNATOR
20	CARTER COPRIVOLANO –SAE 1–	–SAE 1– HOUSING GEAR
21	VOLANO 14"	14" FLYWHEEL

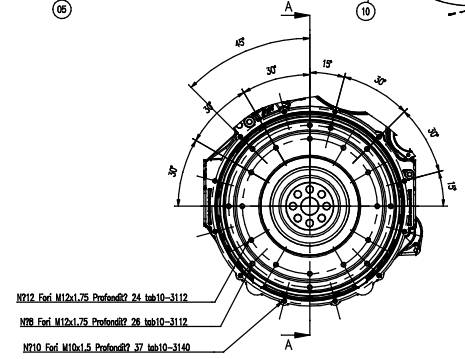

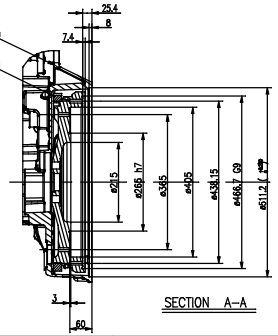

SECTION A–A

Dettaglio flangia uscita gas di scarico
Exhaust gas details
SCALE 1:2

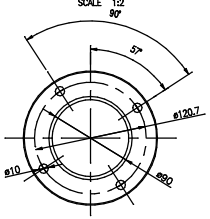

DATI CARATTERISTICI Technical data	
POTENZA Power	279 kw (380Cv) 2000 rpm
N°CILINDRI Cylinder number	6 in linea In-line 6
ALESAGGIO CORSA Bore x Stroke	117x135
CILINDRATA TOTALE Total displacement	8,7 dm?
PESO A SECCO MOTORE BASE Weight basic engine dry	970 Kg
CARATTERISTICHE GENERALI (vedi Disegno) Generic technical data (see drawing)	----------
SCHEMA ELETTRICO (vedi disegno) Wire diagram (see drawing)	8053074
SCHEMA CIRCUITO COMBUSTIBILE (vedi disegno) Fuel circuit layout (see drawing)	----------
SCHEMA CIRCUITO OLIO (vedi disegno) Oil circuit layout (see drawing)	----------
SCHEMA CIRCUITO ACQUA (vedi disegno) Water circuit layout (see drawing)	8053566

CLEANLINESS TARGETS: FPT-MA-M060
FOR FURTHER DRAFTING STANDARDS SEE FPT 1500
FOR GENERAL TOLERANCE SEE FPT STD 1400
CONFIDENTIAL INFORMATION PRODUCT LIABILITY & PROTECTION NOTICE TO AVECO

WEIGHT (kg)	RAW No.	CAA CODE	LOADON CODE	SCALE
0.000	.	D	143255	1:5

SURFACES FPT STD 1400
WORKPIECE EDGES FPT STD 1400

DENOMINATION	SIGNATURE		DATE
C87ENTM38.10	DRAFTER	Luinetti	21-12-09
TECHNICAL CODE	CHECKER	Brandoni	21-01-10
	SUPERVISOR	Pangoncelli	21-01-10
54–9756	LABORATORY	.	.
	MANUFACT. ENG.	.	.

Pre/Engineer Wildfire
CHANGE RESTRICTED NO MANUAL CHANGES
METRIC
DIMENSIONS SHOWN IN MILLIMETERS UNLESS OTHERWISE SPECIFIED

DRAWING NAME
FIGURINO MOTORE

SHEET NUMBER	DRAWING NUMBER	DWG STATUS ST	DWG STATUS REV	SIZE
1 of 1	8053400	A	A2	A0

FPT POWERTRAIN TECHNOLOGIES PRODUCT ENGINEERING

0 10 20 30 40 50 60 70 80 90 100